STARTINGGRID

FOR ORGANIZERS

Put your event in front of people who live for cars.

Publish your event, take registrations and manage your participants, all in one place.

TRACK DAYS
MEETS, DRIFT

COMPETITIONS
TIME ATTACK, KARTING

CLUBS
AND CAR COMMUNITIES

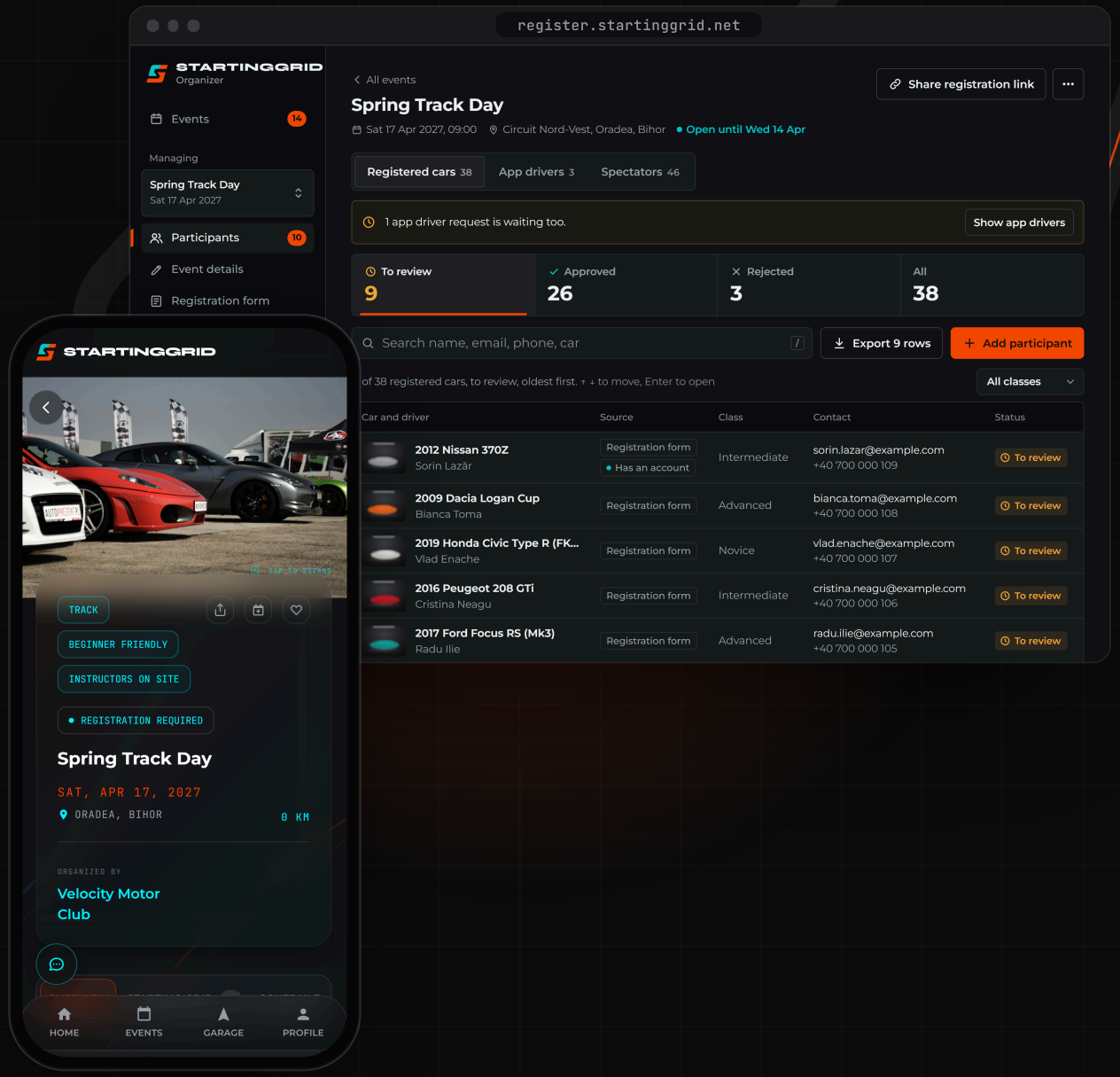

SCREENS IN THIS PRESENTATION SHOW DEMO DATA

WHAT IS STARTINGGRID

Where car enthusiasts look for their next event.

StartingGrid is the app where enthusiasts discover track days, meets, drift and motorsport events, save the ones they like and join as spectators or drivers. For organizers, it's where you put your event in front of exactly these people.

iOS and Android

The StartingGrid app on the App Store and Google Play.

On the web

The same experience at app.startinggrid.net.

Local and international

Events in Romania and abroad.



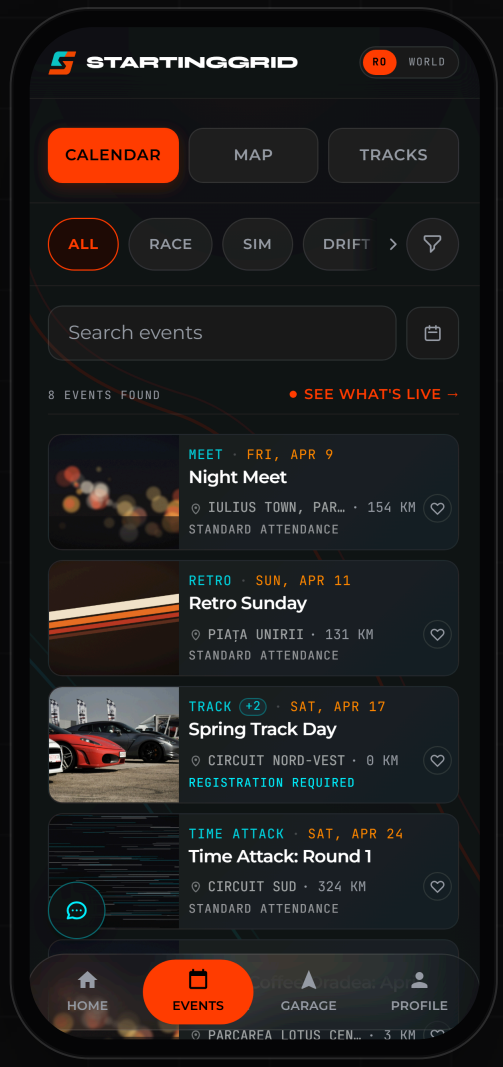

WHY STARTINGGRID

Less time on admin. More time for the event.

01

Easy to find

Your event appears in the list of upcoming events, in the calendar and in search, where enthusiasts filter by date, event type and location.

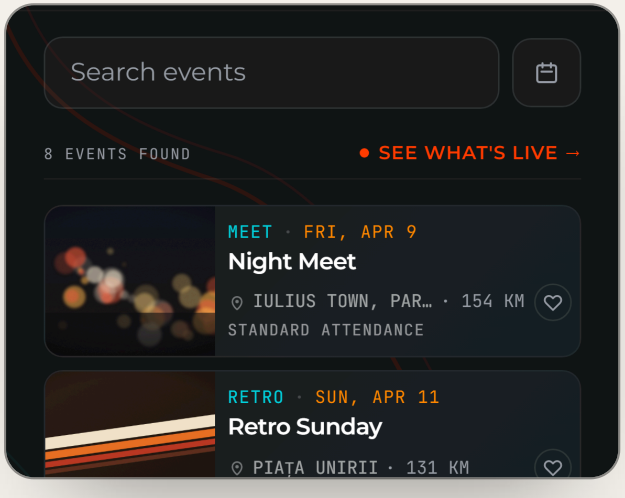

02

Every detail in one place

Schedule, location with directions, rules, links and photos, on one page you can share anywhere.

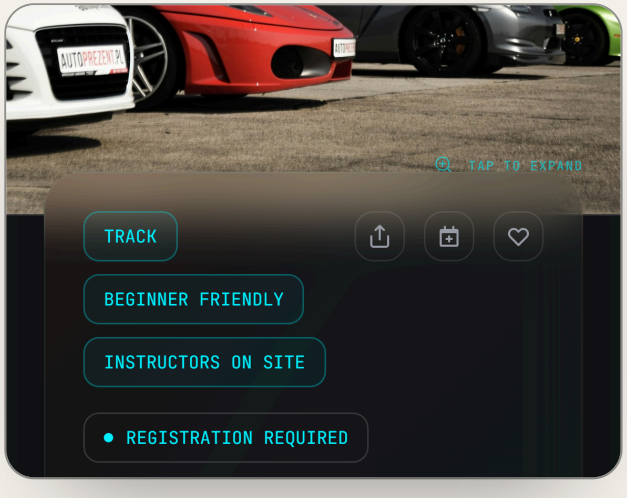

03

Registrations without spreadsheets

Your own registration form, every car reviewed by you, and the participant list as a CSV export whenever you need it.

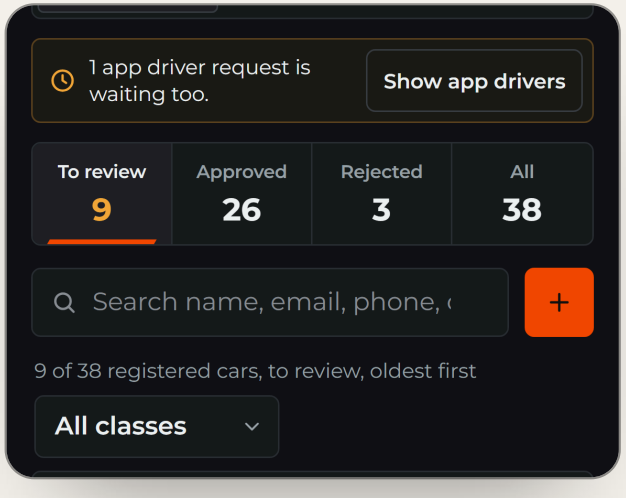

EXAMPLE: SPRING TRACK DAY

Publish your event in five steps.

Velocity Motor Club is planning a track day. In the organizer dashboard they fill in the details step by step, then hit Publish event.

1	2	3	4	5
INFO	LOCATION	SCHEDULE	DETAILS	MEDIA

- **Live in the app as soon as you publish**, with no waiting for approval.
- **Session timetable**, map location, links to your website and socials, cover image and photo gallery.
- **Edit any time.** You can also hide the event from the app for a while.

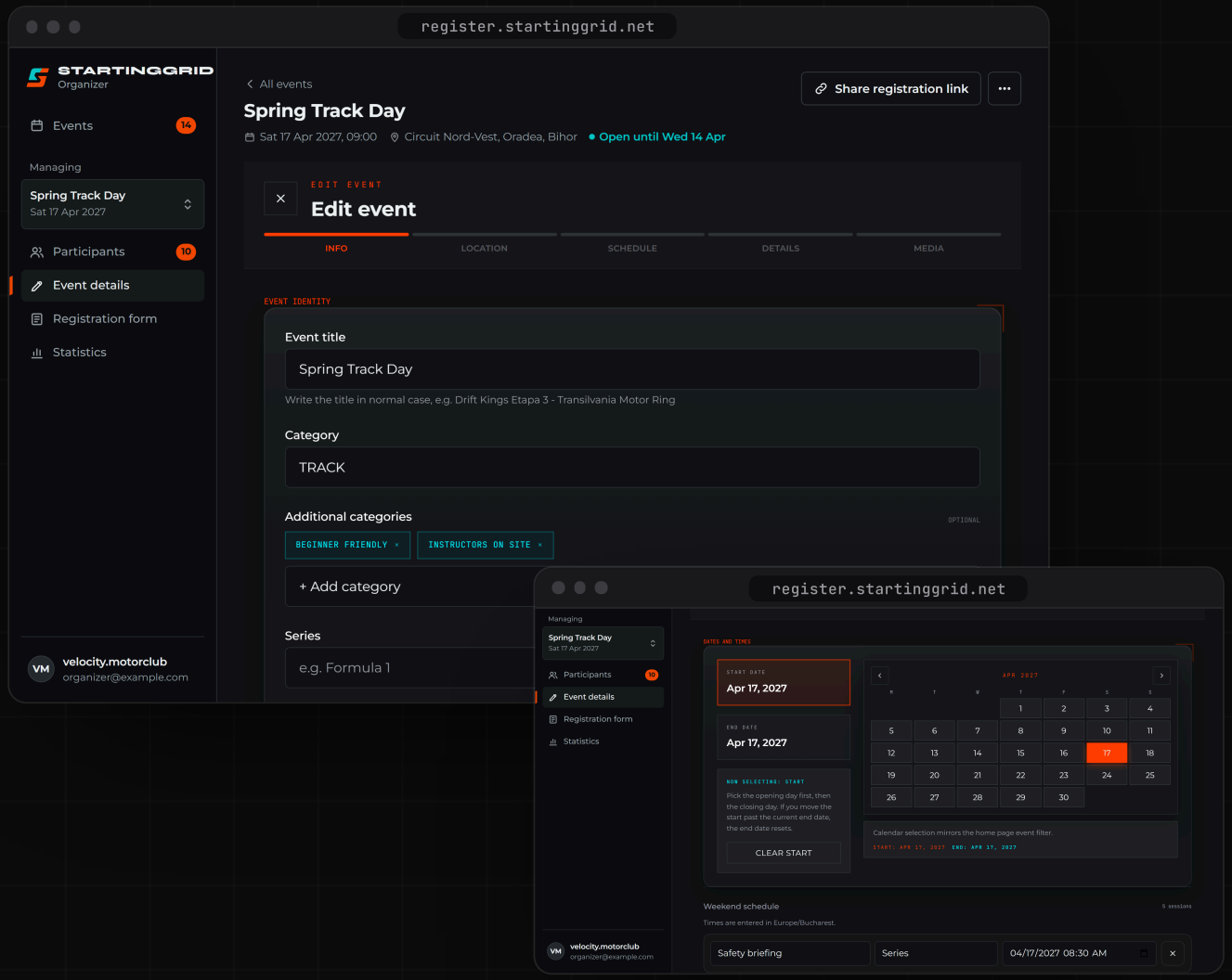

DISCOVERY

Right where enthusiasts are looking.

Once published, the Spring Track Day appears in the StartingGrid app, on phones and on the web.

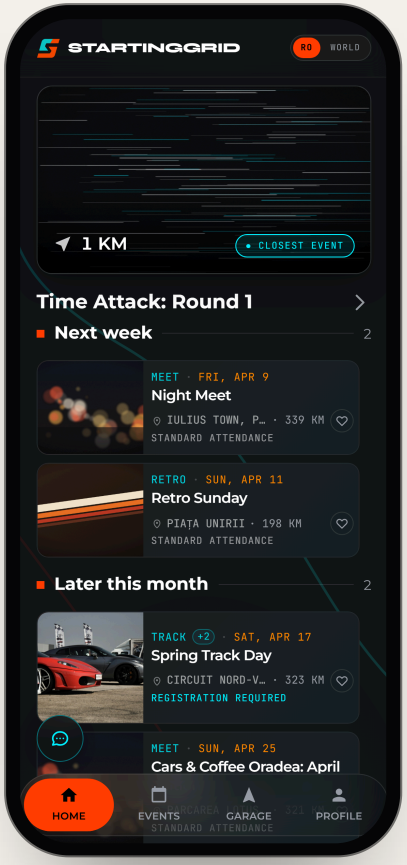

Home

Upcoming events, grouped by date.

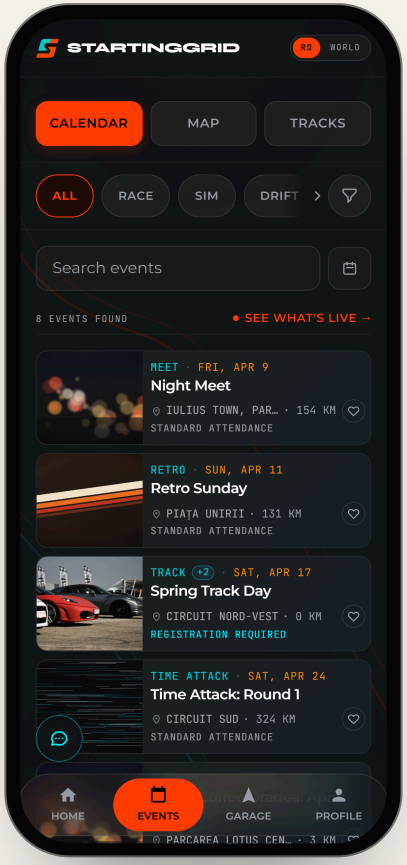

Calendar and search

Filters by date, event type and location.

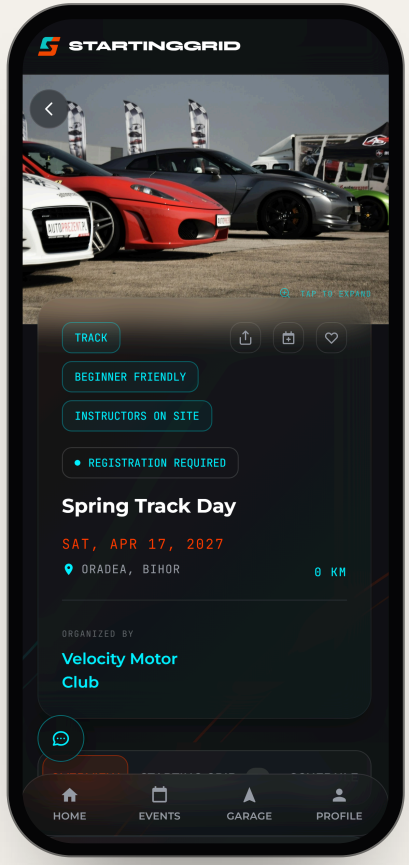

Event page

Share it, add it to a calendar or save it for later.

PARTICIPANTS

Two ways to take part. One grid.

Spectators join in the app. For drivers, you choose how they sign up.

- **In the app.** StartingGrid members join as spectators or as drivers with a car from their garage. If you require approval, you decide which drivers get in.
- **Through the registration form.** Once you open car registration, drivers sign up only through the form, with no account needed, adding their car details and photos.
- **On the Starting Grid.** Approved cars from both routes appear on the event's public grid.

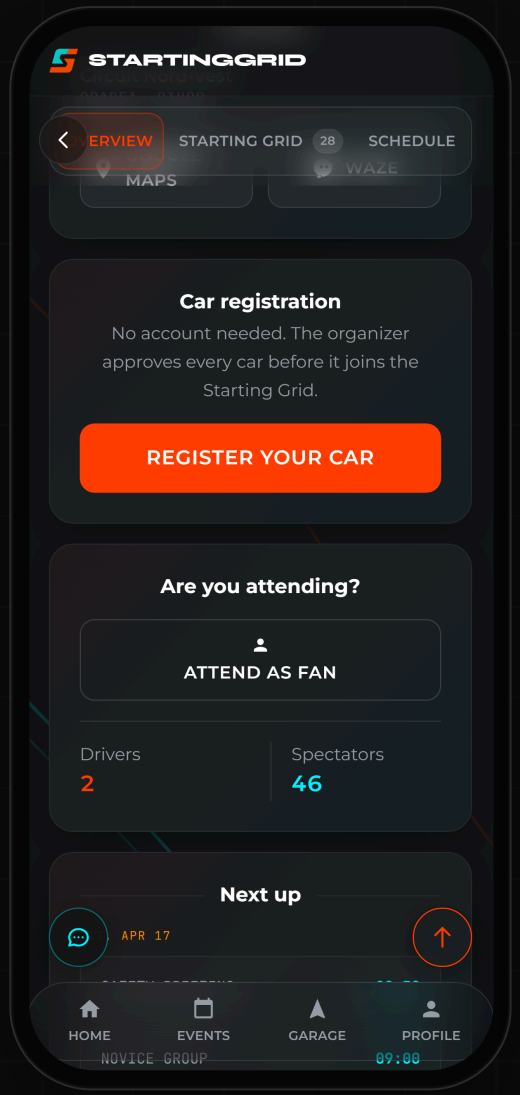

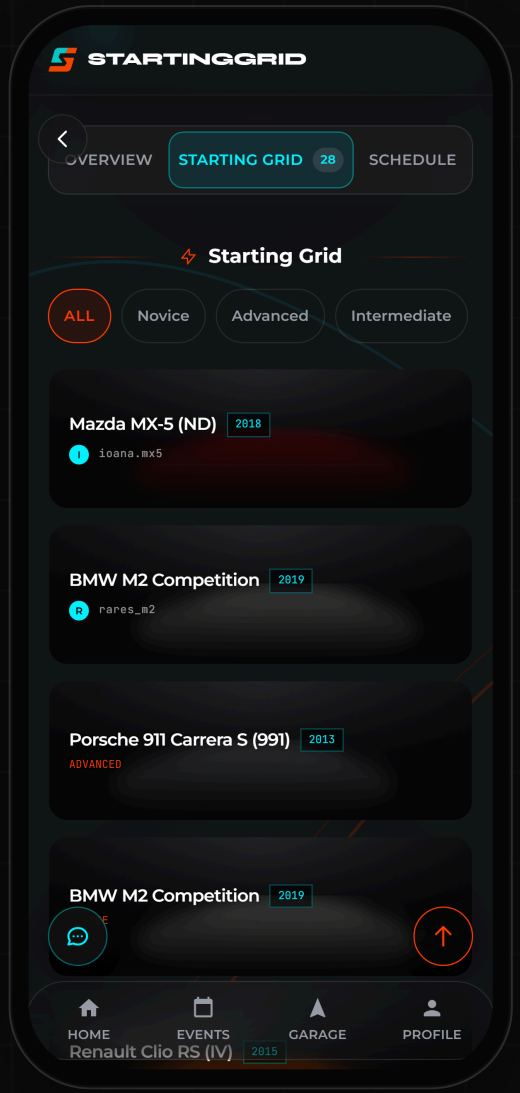

REGISTER.STARTINGGRID.NET

Registration from a phone. No account needed.

The registration link sits on your event page in the app, and you can share it anywhere, from Instagram to your club's group chat. Participants fill in your form and get a personal link to check their status.

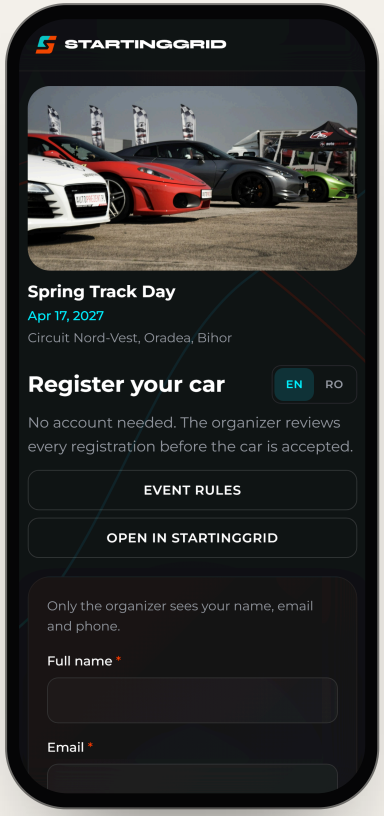

STEP 1

Open the link

The rules and event details are right there.

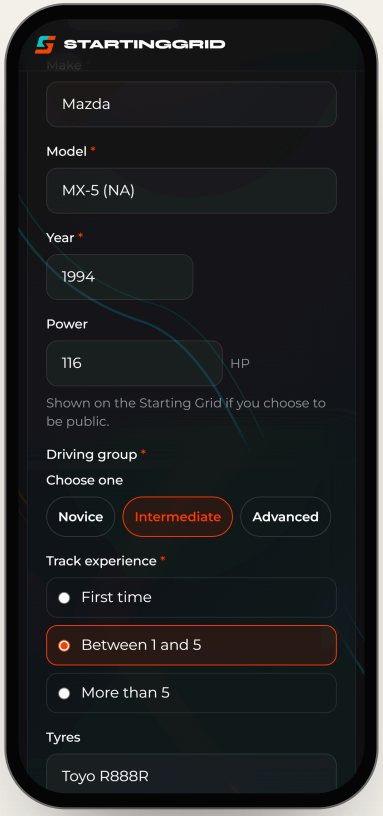

STEP 2

Fill in the form and add photos

The car, the driving group and your questions.

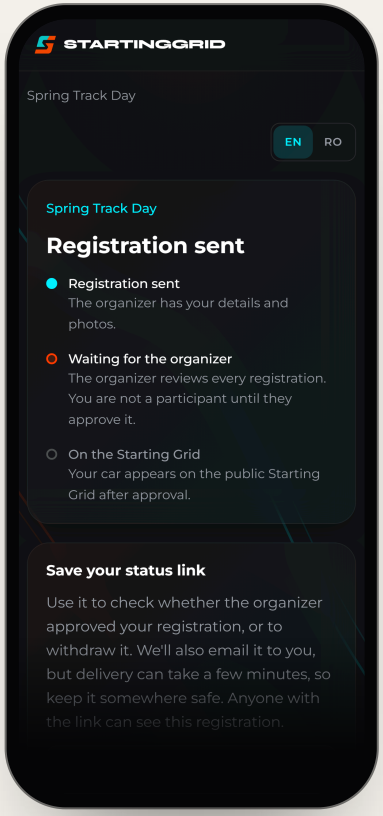

STEP 3

Follow the status

They can see at any time whether their entry was approved.

REGISTRATION FORM

Ask exactly what you need.

Name, contact details, car and photos are always included. Everything else is up to you.

1. **Your order**
   Drag questions into place, duplicate or remove them.
2. **What goes public**
   Choose which car details appear on the Starting Grid.
3. **Preview**
   See the form exactly as participants will.
4. **Groups or classes**
   Participants pick their group, and you see cars by group.

Text · Number · Date · Dropdown · Single choice · Yes / No · Link · Rules · Closing date

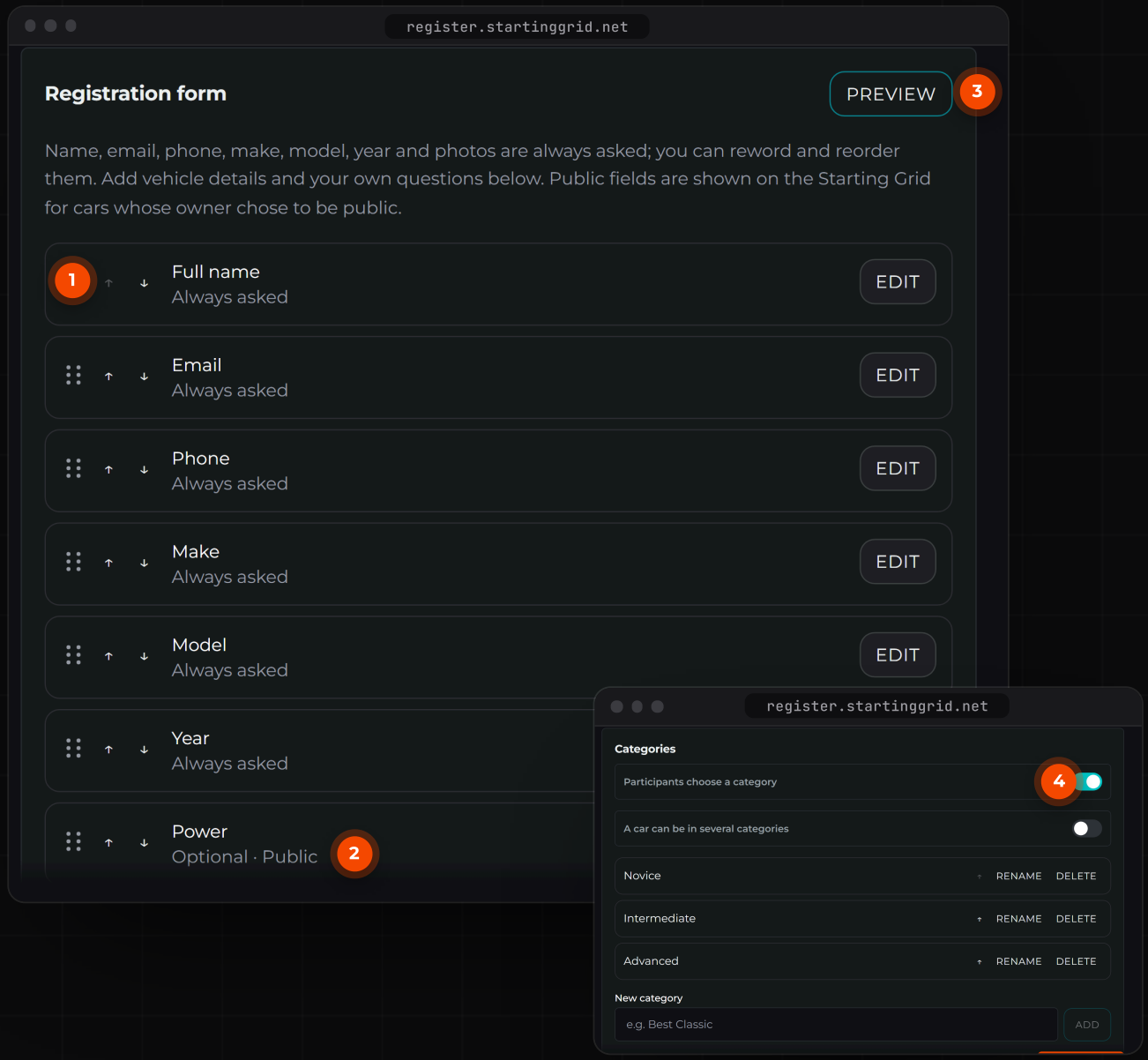

ORGANIZER DASHBOARD

You decide who makes the grid.

1. **See what's waiting**
   To review, approved, rejected. Form entries, app drivers and spectators each have their own list.
2. **All the details**
   Photos, answers and contact details without leaving the list.
3. **Approve or reject**
   With a confirmation step, so nothing happens by accident. You can change your mind later.
4. **Export the list**
   CSV for scrutineering, briefings or timing.

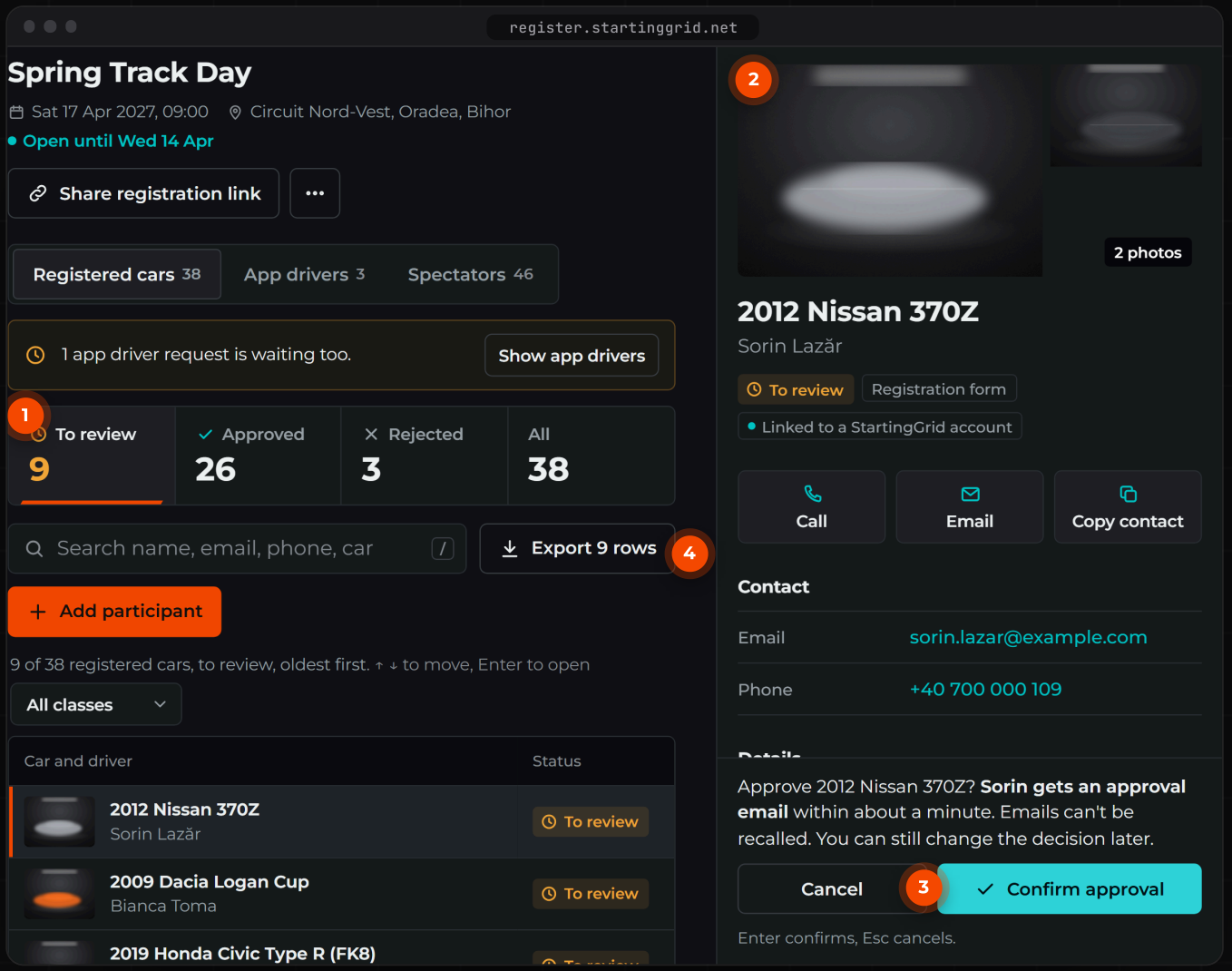

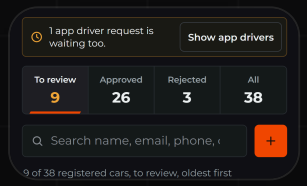

Works on your phone too

Approve entries from the paddock, no laptop needed.

STATISTICS

Always know how registrations are going.

Every event has its own statistics page, with the numbers you need before the day.

- **Registered cars:** total, to review, approved and rejected.
- **Registrations by day**, in a simple chart.
- **Cars per group**, plus the drivers and spectators who joined in the app.



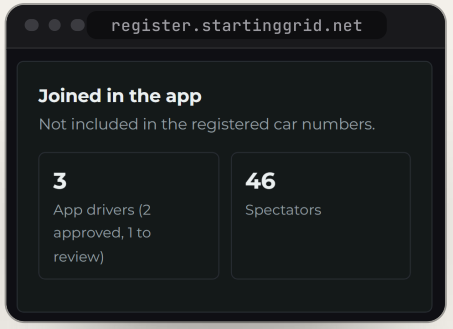

HOW IT FITS TOGETHER

Three places, one organizer account.

FOR ENTHUSIASTS

The StartingGrid app

`iOS, Android and app.startinggrid.net`

- Discover and save events
- Join as spectators or drivers
- Open your registration form
- See the event's Starting Grid

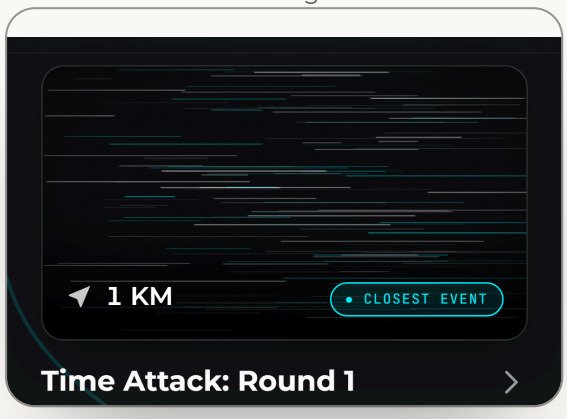

FOR YOU

The organizer dashboard

`register.startinggrid.net`

- Create and edit events
- Build your registration form
- Approve participants, export the list
- Follow your statistics

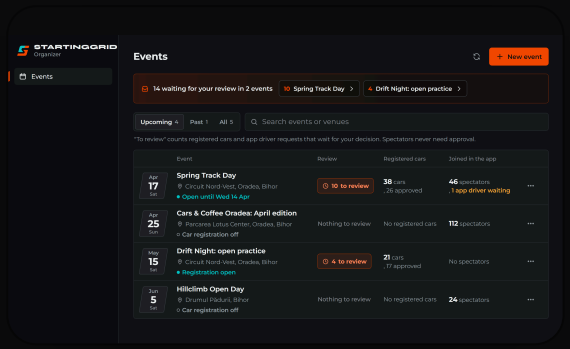

WHERE IT STARTS

The StartingGrid website

`startinggrid.net`

- About StartingGrid
- Links to the app
- Organizer sign-up

Sign up as an organizer

Publish in the dashboard

It appears in the app

Registrations come back to the dashboard

In the app, an organizer account opens the dashboard straight from the profile. There is nothing extra to install.

GETTING STARTED

Bring your next event to StartingGrid.

1 **Request organizer access**

Create a new organizer account at `app.startinggrid.net/#/signup/organizer`

2 **The StartingGrid team reviews your request**

Once approved, your account gets access to the organizer dashboard.

3 **Publish your first event**

Go to `register.startinggrid.net`, create the event and open registrations.

Sign up as an organizer

`app.startinggrid.net`

Learn more

`startinggrid.net`

SIGN UP AS AN ORGANIZER

Questions?

Email us at support@startinggrid.app

The StartingGrid app: App Store · Google Play · app.startinggrid.net